

# An Overview of CME in Latin America

## **Honorio Silva, MD**

Board Member, Project Globe Consortium  
Former VP, Science and Medical Professional  
Development  
Pfizer Inc

## **Pablo Pulido M., MD**

Executive Director, PAFAMS  
President, Project Globe Consortium



Panamerican  
Federation of  
Association of  
Medical Schools



PROJECTGLOBECONSORTIUM  
FOR CONTINUING PROFESSIONAL DEVELOPMENT

# Key messages

- CME/CPD is developing steadily in Latin America
- Initiatives for accreditation/recertification are in place.
- Regulations and standards for commercial support to CME have not formally been established.
- Opportunities stand for harmonization in a win win situation

# Agenda for today

- Demographics and basic health care and research indicators for Latin America
- Results of survey on CME in Latin American Countries
- Challenges and opportunities

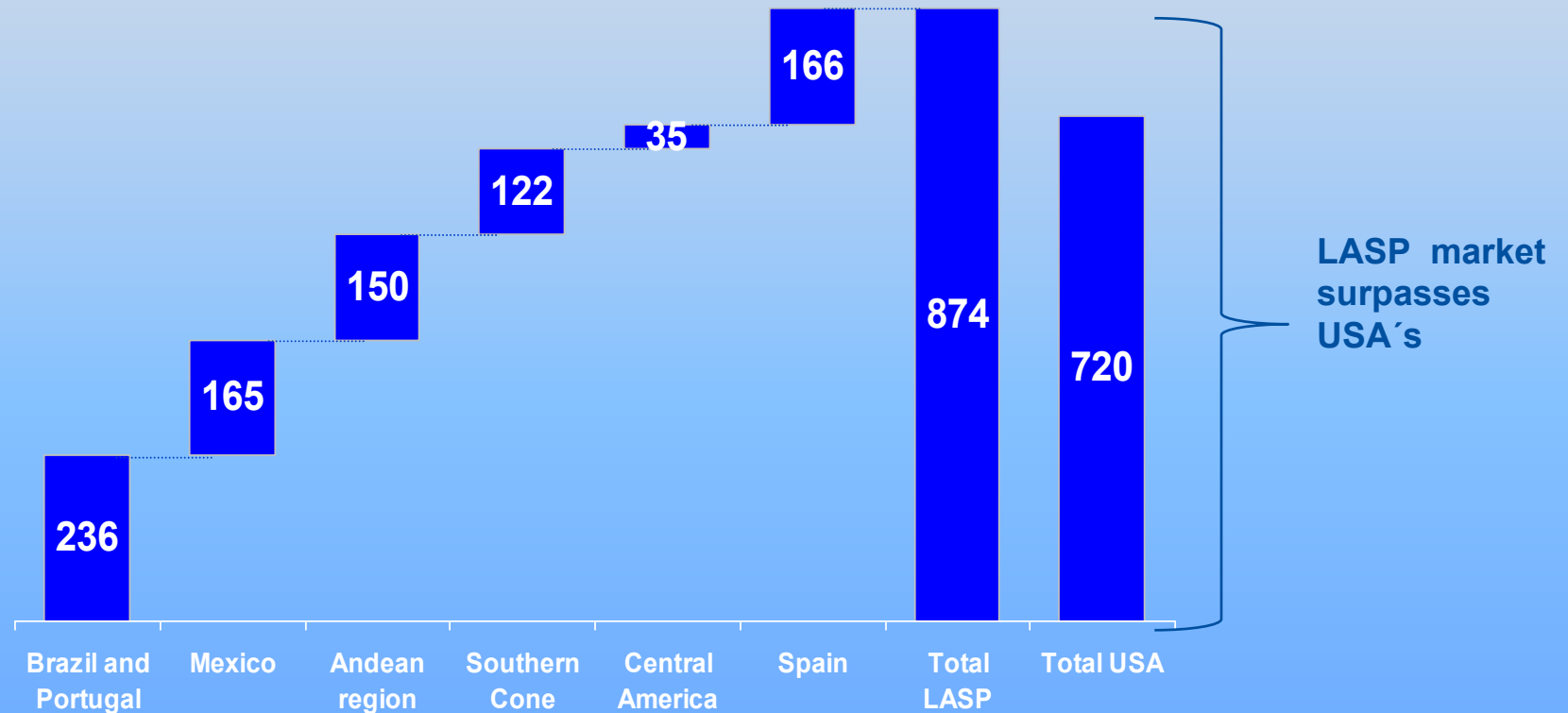
# Population growth in the Americas

Region	<i>1950</i>		<i>1990</i>		<i>2002**</i>	
	MM	%	MM	%	MM	%
Latin America	<i>159.350</i>	<i>48.0</i>	<i>437.951</i>	<i>60.4</i>	<i>520.142</i>	<i>60.89</i>
Caribbean	<i>6.302</i>	<i>1.9</i>	<i>11.361</i>	<i>1.6</i>	<i>14.348</i>	<i>1.67</i>
North America	<i>166.075</i>	<i>50.1</i>	<i>275.760</i>	<i>38.0</i>	<i>319.800</i>	<i>37.44</i>
<b>Total</b>	<b><i>331.727</i></b>		<b><i>725.072</i></b>		<b><i>854.290</i></b>	<b><i>*</i></b>

*Source: CEPAL, 2004.\*\**

# Medical population in LA, Spain, Portugal and USA

N° of physicians in LA and Spain Vs USA, 1998 (in thousands)



Source: Health in The Americas, 1998, PAHO, OECD

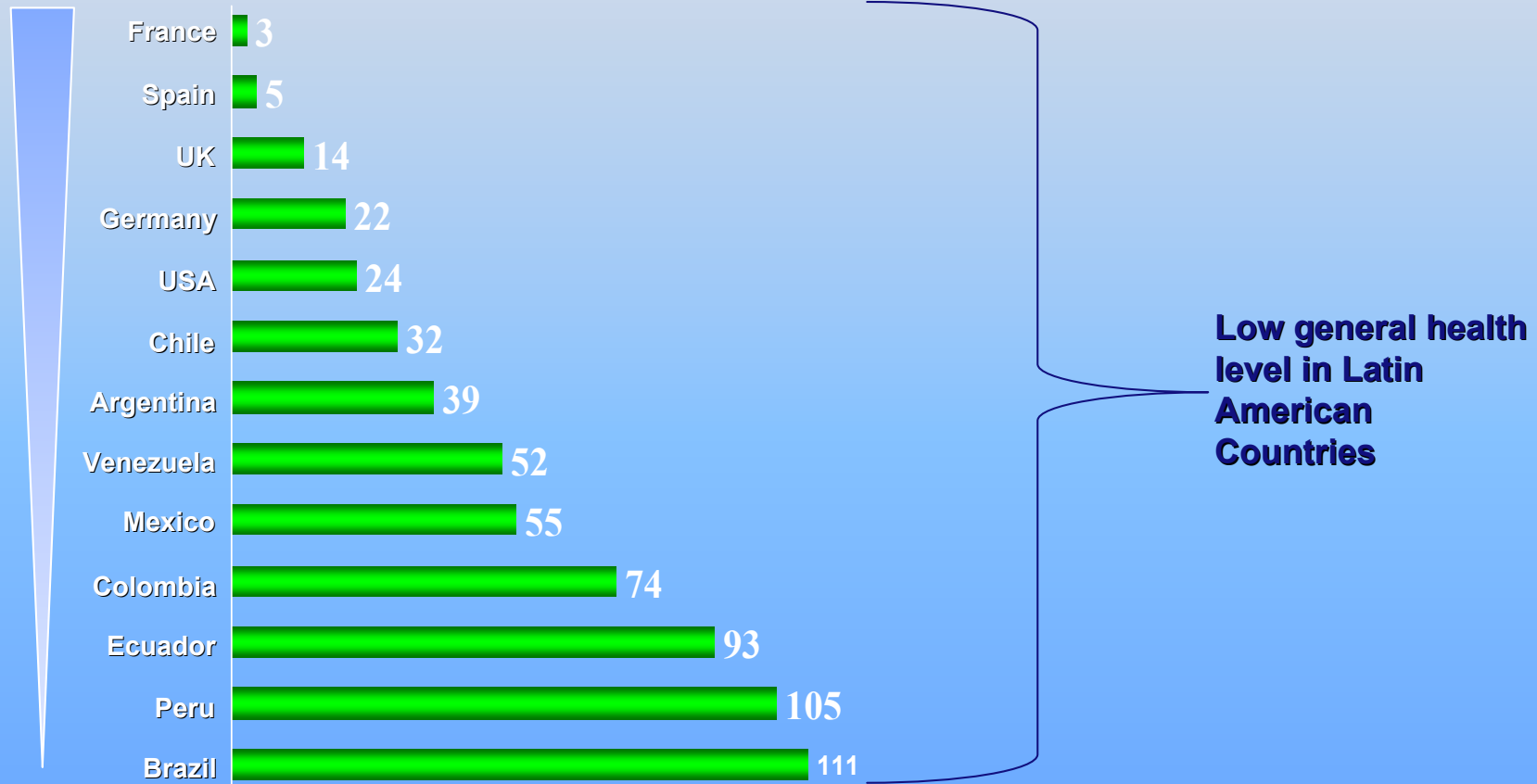
## Health Indicators in Latin America, Spain and USA (Unesco, 2004)

Country	Population <sup>1</sup>	Life expectancy	Literacy M	Literacy F	GDP per Capita (USD)	Health Expenditures as %GDP <sup>3</sup>	Infant Mortality Rate ‰	Researchers per 1.000.000	R&D expenditure as %GDP
Argentina	38.9	74	97	97	10,880	9.5	16	684	0.4
Brazil	180.7	69	86	87	7,770	7.6	33	323	1.1
Chile	16.0	76	95	94	9,820	7.0	10	419	0.15
Colombia	44.9	72	92	92	6,370	5.5	19	101	0.2
Ecuador	13.1	70	92	90	3,580		25	83	0.1
Guatemala	12.7	65	77	62	4,080		36	104	0.16
Mexico	104.9	74	93	89	8,970	6.1	24	225	0.4
Peru	27.6	70	91	80	5,010		30	229	0.1
Venezuela	26.2	74	94	93	5,380	6.0	19	193	0.4
Spain	41.1	78	99	99	21,460		5	1,948	1.0
US	297.0	77	99	99	35,750	13.9	7	4,099	2.8

# Health level rankings in the USA, Europe and Latin American countries

Health level (DALE)\* 2000

High level  Low level



\* Disability adjusted life expectancy (a measurement of the burden of disability from all causes in a population)

Source: WHO

# **Global Medical Schools**

**1844 medical schools exist in 165 countries**

**More than 581 medical schools are in the Americas (31.5 %)**

**442 medical schools are affiliated to PAFAMS (76 %)**

# 442 Medical Schools affiliated to PAFAMS



## Medical School Growth in Latin America (69-05)

Country	1969	1975	1988	1992	2005
Argentina	9	9	9	13	25
Brasil	30	75	78	80	112
Colombia	7	15	22	21	51
Ecuador	2	5	5	7	17
México	22	52	59	58	102
Perú	3	7	13	13	25
Venezuela	6	7	7	8	12
Subtotal	79	170	173	200	344
Total	98	200	229	242	581
<b>Growth %</b>	-	4	14	15	<b>140</b>

**\* Not all countries are listed. Total reflects all. Pafams 2005**

## Patents granted by country and Distribution of Public/Private investment (OMPI,2000)

Country	Patents/Habitants (M)	Public/Private R&D Invst
Argentina	4.0	85/15
Brazil	2.5	82/18
Chile	2.2	70/30
Colombia	0.5	77/23
Mexico	1.2	80/20
Venezuela	0.6	NA
Canada	36.5	44/56
USA	310.4	36/64
Spain	44.3	52/48
Japan	889.0	NA

# Methods

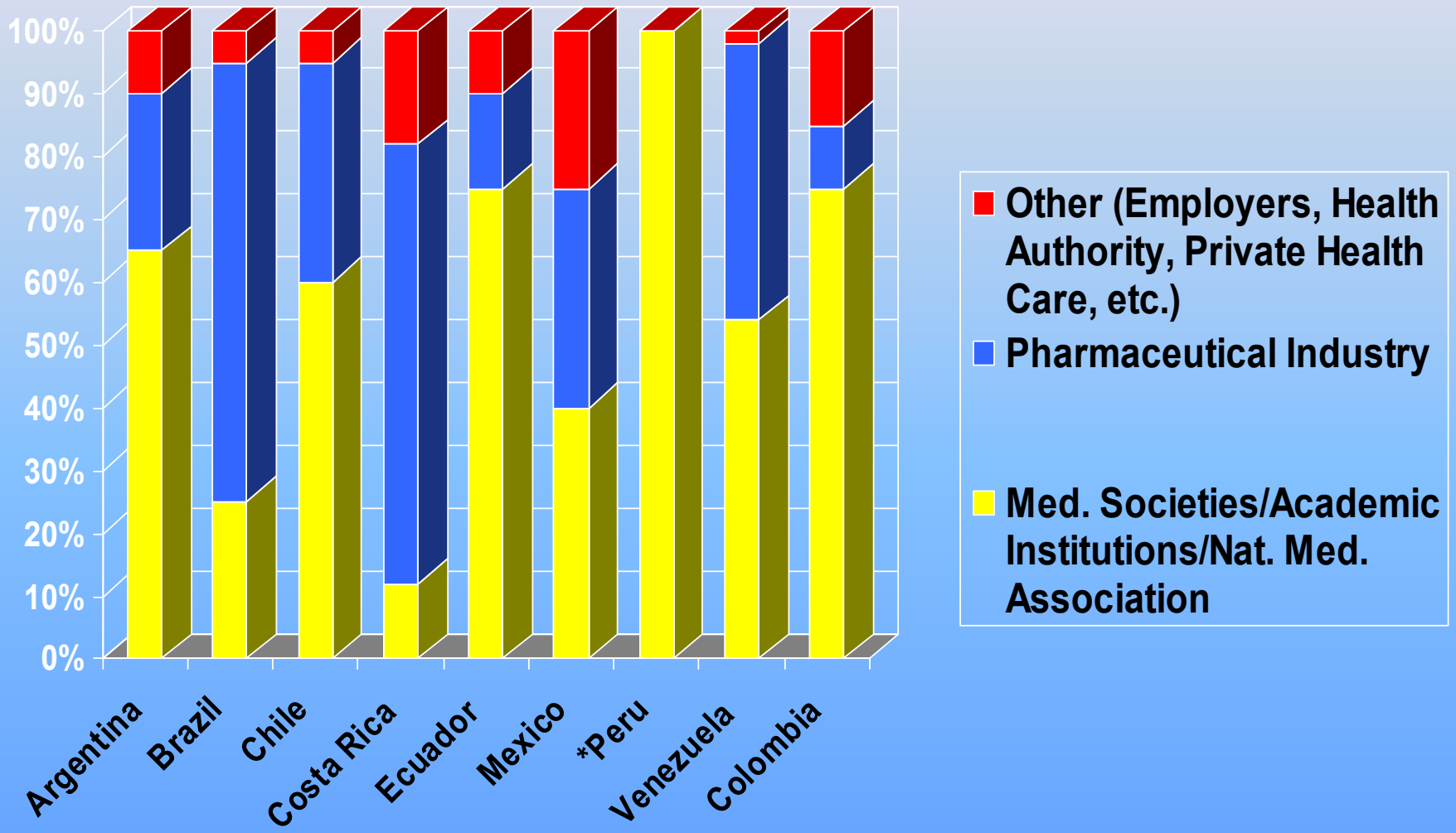
- Revised version of the Survey on CME, accreditation and certification in Europe (Pardell, 2004) was sent to Pfizer Country Medical Directors from Latin America, Asia and ME/Africa for two consecutive years (2005 and 2006). Two respondents from each country (including experts in CME) were requested. Individual interviews were conducted as appropriate.
- Survey domains:
  - Providers, Financers and types of CME
  - Accreditation: Availability and scope of related institutions
  - Recertification/Revalidation / Relicensure systems and enforcement
  - Standards for Commercial support
- Data management and analysis conducted at Pfizer followed by external consultations.

# CME Accreditation Initiatives in Latin America

	Country	National	Regional	Local
Latin America	Argentina	x	x	
	Brazil	x		x
	Costa Rica	X		
	Chile	x		
	Mexico	X		
	Peru	x		

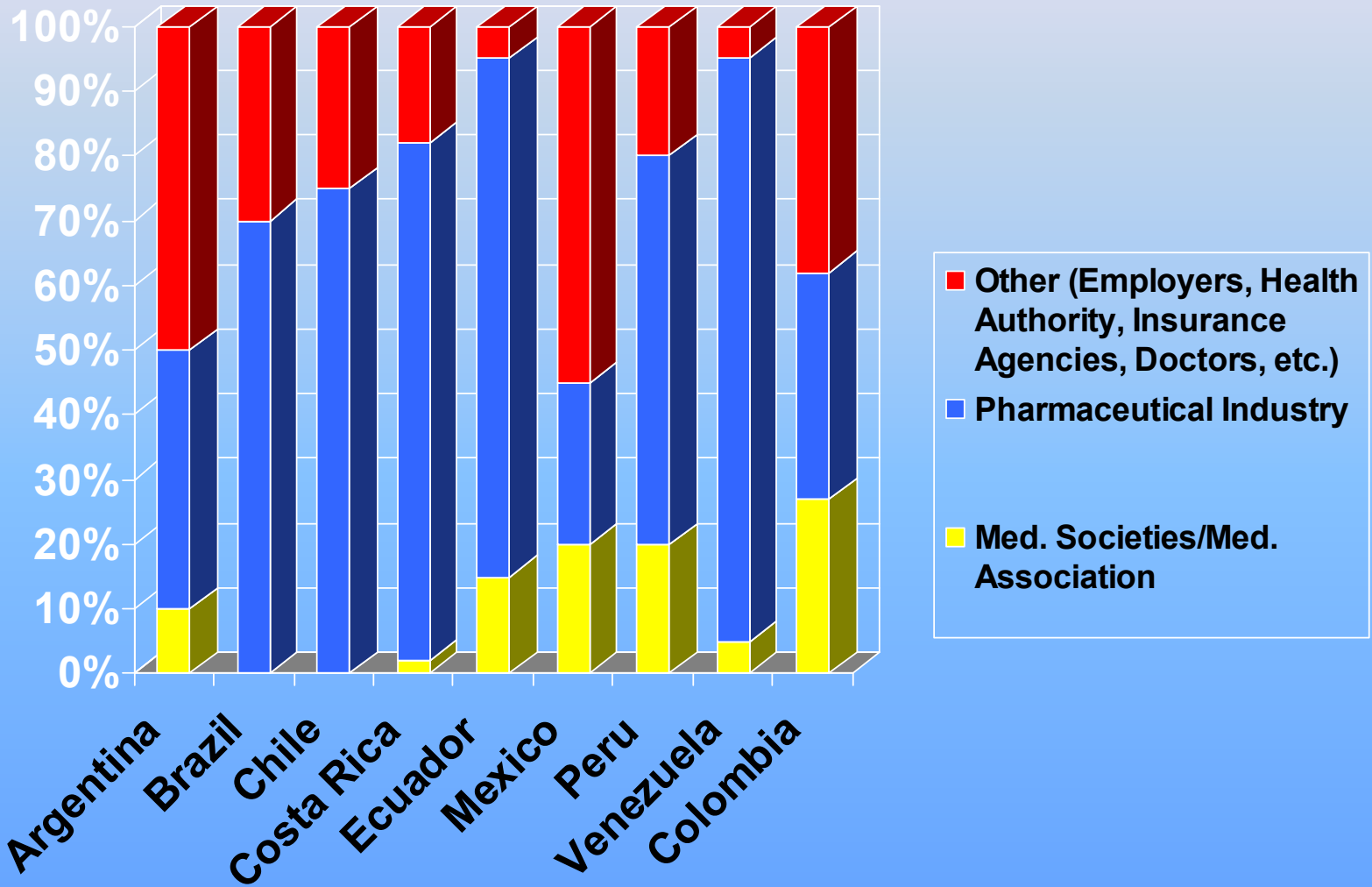
Of the countries also surveyed within this region, CME Accreditation is not established in, Ecuador, Colombia, or Venezuela.

# Main Institutions Responsible for Providing CME



\* Universities and National Medical Association only.

# Financing CME



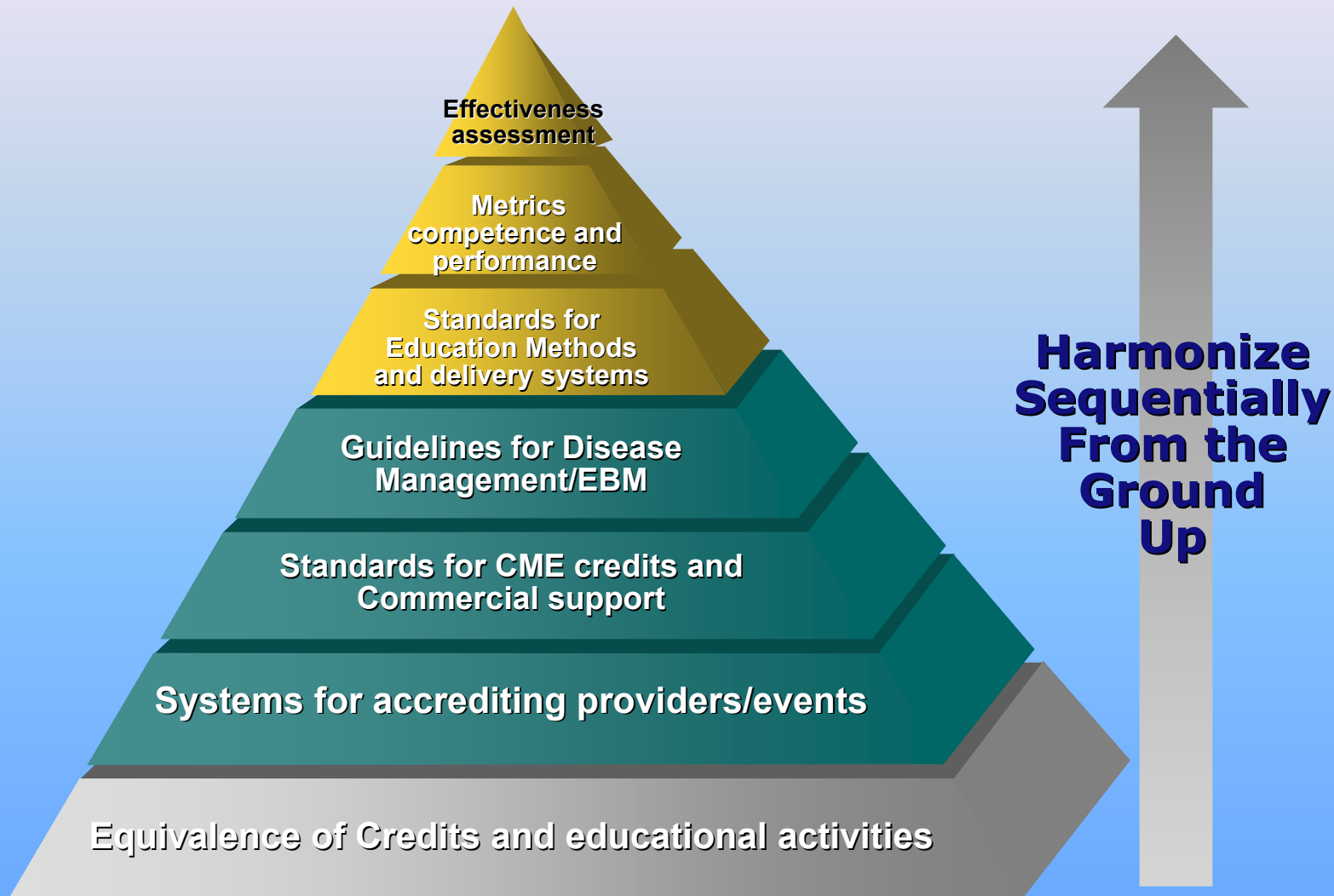
# CME Survey Responses from Latin America

- Accreditation of CME events is granted according to kind and length of event
- Distance learning CME is accepted/accredited in a few countries (Argentina, Costa Rica, Mexico)
- CME credits are used for recertification in a few countries (Argentina, Brazil, Costa Rica, Mexico)
- There are no formal standards or regulations for commercial support (except for Peru)
- CME is mandatory but not fully enforced in Argentina, Brazil, Chile, Mexico, and Peru (2006)
- Recertification systems exist in Argentina , Brazil and Mexico

# Opportunities for CME in Latin America

- Capitalize on strategic role of PAFAMS
- Initiatives for regional and sub-regional trade blocks are underway, including NAFTA and FTA agreements
- Partnerships with the private sector
- Learn from experiences from the ACCCME and EUCME
- Potential contributions from Project GLOBE CCPD

# Proposed processes for CME harmonization



Discussions between L. Miller & H. Silva, with inputs from A. Aparicio; B. Orsetti and H. Pardell, March-April, 2007